



Bandseite T



Bandseite E5



Bandseite A¹⁾



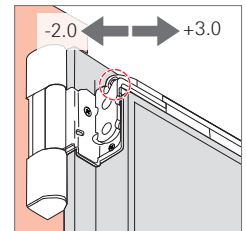
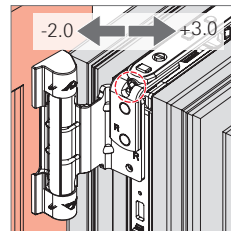
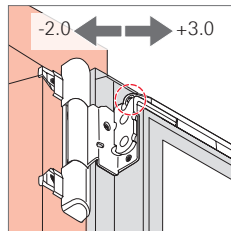
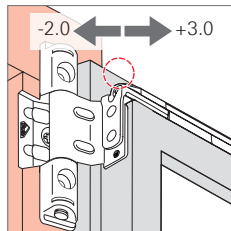
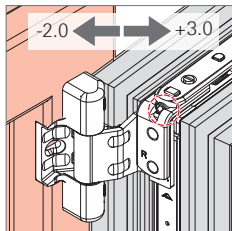
Bandseite P



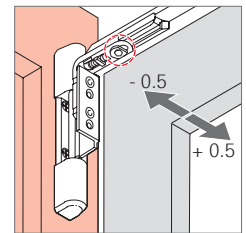
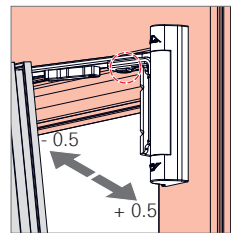
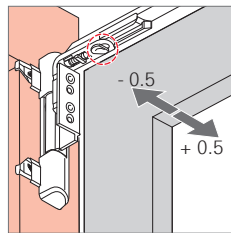
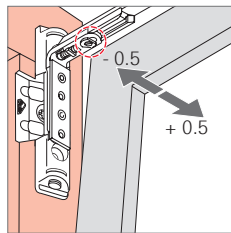
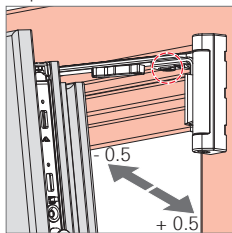
Bandseite K

Axerlager

Seitenverstellung

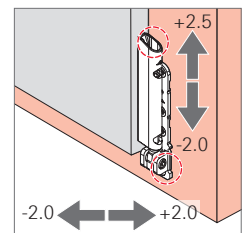
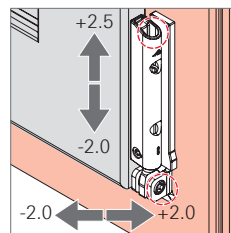
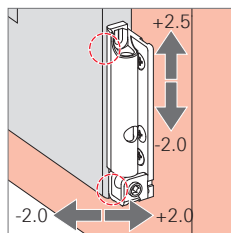
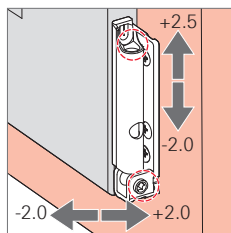
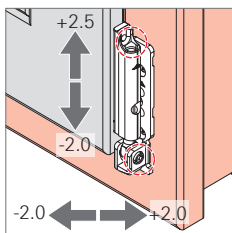


Anpressdruck

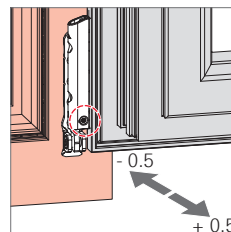
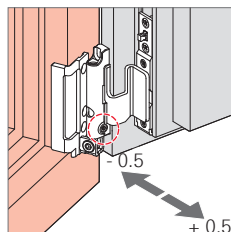
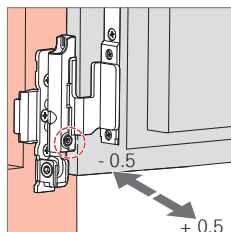
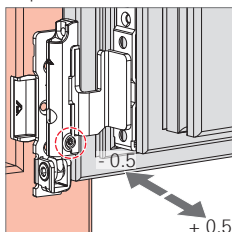


Ecklager

Höhen- und Seitenverstellung



Anpressdruck





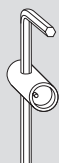
1) Beim Einsatz von Abdeckkappen (Axerlager/Ecklager) und Eckbandsicherung ändern sich die angegebenen Verstellmaße.



INFO

Das Verstellen von Roto Beschlagteilen darf nur von autorisiertem Fachpersonal im eingebauten Zustand des Elements durchgeführt werden.

Verstellwerkzeuge

	Bezeichnung	Mat.-Nr.
	Innensechskantschlüssel: E- und P-Schließzapfen 4mm	208609
	Innensechskantschlüssel: Nachregulierung (2,5/4mm)	230764
	Verstellwerkzeug: V-Zapfen	258191 381574

Roto Frank

Fenster- und Türtechnologie GmbH



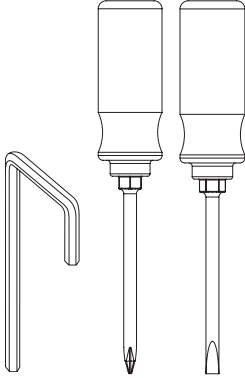




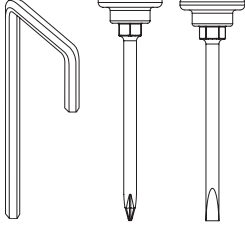



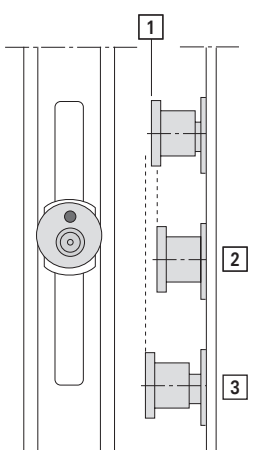
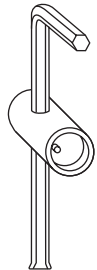





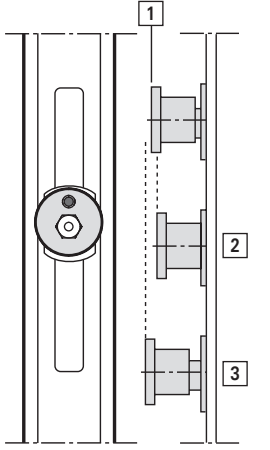
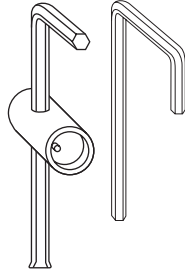




Wilhelm-Frank-Platz 1

70771 Leinfelden-Echterdingen

Deutschland

Telefon +49 711 7598 0 ■ Telefax +49 711 7598 253

info @ roto-frank.com ■ www.roto-frank.com

E-Zapfen	Verstellweg	Anpressdruckverstellung	Höhe	Seitenansicht	Werkzeug
					
		±0,8 mm			
P-Zapfen	Verstellweg	Anpressdruckverstellung	Höhe	Seitenansicht	Werkzeug
					
		±0,8 mm			
V-Zapfen	Verstellweg	Anpressdruckverstellung	Höhe	Seitenansicht	Werkzeug
			±0,8 mm	 [1] 0 = Grundstellung [2] -0,8 mm max. Verstellung [3] +0,8 mm max. Verstellung	
		±0,8 mm	±0,2 mm		
			±0,4 mm		
		±0,8 mm	±0,6 mm		
			±0,8 mm		
V-Zapfen (ab 2020)	Verstellweg	Anpressdruckverstellung	Höhe	Seitenansicht	Werkzeug
			+1,5 mm -0,8 mm	 [1] 0 = Grundstellung [2] -0,8 mm max. Verstellung [3] +1,5 mm max. Verstellung	
		±0,8 mm	±0,125 mm		
			±0,25 mm		
		±0,8 mm	±0,375 mm		
			±0,5 mm		